



# Pre-departure Guide

## Oregon State University

JAMES K. WEATHERFORD

[oregonstate.edu](https://oregonstate.edu)

**Oregon State**  
UNIVERSITY

# Welcome

This brochure is intended for the following types of international students:

- Bachelor's
- Master's
- PhD
- Professional
- Exchange Students (non-degree)



Dear new OSU International Student,

On behalf of International Student Advising and Services (ISAS), I congratulate you on your admission and welcome you to Oregon State University! OSU enrolls more than 3,800 international students and has a rich tradition of supporting students from abroad. Your presence will no doubt benefit the campus community in many ways. We also hope that you will be enriched through the interactions you have daily with our world-class faculty, staff and students.

Our office will be here to help you from the very first day you arrive to campus to the end of your studies and beyond. I sincerely hope you take advantage of our services while you are at OSU. You will learn much more once you arrive to campus, however for now this brochure contains important information you will need to know as you prepare for your journey to Oregon State and Corvallis, Oregon.

Safe travels to Corvallis!

Rachael Weber  
Interim Director, International Student Advising and Services

If you will enroll in General English, Academic English or a Pathway Program for your first term at OSU, please refer to the INTO OSU Pre-Departure Guide or go to [blogs.oregonstate.edu/intoosu/student-services/pre-departure-guide](https://blogs.oregonstate.edu/intoosu/student-services/pre-departure-guide).

## Contents

Connect With Us	3	Arriving in Oregon	16
Checklist	4	Orientation	17
Getting a Student Visa	6	Registration	18
Immunization Requirements	8	Getting Settled in Corvallis	20
Health Insurance	9	Bringing your Family to Corvallis	22
Immunization Documentation Form	10	Employment	24
Plan Your Housing	12	Safety & Medical Services	25
What to Pack	14	Open your OSU Email	26
Arriving in the US	15	Useful Numbers & Resources	27



# Connect with Us

## International Student Advising and Services

Located in University Plaza, International Student Advising and Services (ISAS) provides a wide range of programs and services for more than 3,800 international students on the OSU campus. The staff offers orientation and advising on topics including immigration and governmental regulations, scholarships and sponsorship, employment and practical training, cultural, personal and re-entry issues, and also serves as a resource for the community and the university on cross-cultural awareness and concerns.

## INTO OSU

Located in the International Living-Learning Center, INTO Oregon State University offers both General and Academic English programs at all levels as well as a number of undergraduate and graduate Pathway programs designed to better prepare international students aiming to pursue a degree at OSU. INTO OSU also facilitates an expanding array of trips, activities and services that enhance the experience of international students enrolled in its programs.

## The Office of Global Opportunities (OSU GO)

Located in University Plaza, OSU Global Opportunities staff advise on programs for students who wish to study, conduct research or participate in internships abroad. International exchange students come to OSU through many reciprocal exchange programs with Education Abroad and OSU departmental partner institutions. The International Degree Program, is open to all undergraduate students in combination with a primary major. For more information, visit [international.oregonstate.edu/osugo](http://international.oregonstate.edu/osugo).

## International Students of OSU (ISOSU)

Located in the International Resource Center in the Student Experience Center, International Students of OSU (ISOSU) is a student-led organization which encompasses many cultural and regional student groups on campus. ISOSU provides international opportunities to the campus and Corvallis communities, and offers a great way to connect with international and domestic students. Visit [oregonstate.edu/sli/isosu/](http://oregonstate.edu/sli/isosu/) and click Affiliates for all ISOSU organizations.

## Crossroads International

Crossroads International is a volunteer community organization that encourages global understanding through friendship between international students and local residents from Corvallis and the surrounding area. Crossroads offers a variety of programs for international students and their families. Women who come to the US on dependent visas may be interested in practicing English at the Crossroads Conversation School. Visit [oregonstate.edu/international/crossroads](http://oregonstate.edu/international/crossroads).



# Getting Ready to Come to the US

## Checklist - All students

As you prepare to join OSU:

- Activate your ONID email account (see page 24)

If you need an F-1 or J-1 visa (please refer to pages 6 & 7):

- Review the visa application instructions on the website of the nearest US embassy
- Pay the SEVIS I-901 Fee and print your receipt
- Schedule your appointment and submit your visa application (Form DS-160)

- Get your measles, mumps, and rubella (MMR) vaccine if you have not done so already, and have your doctor sign the Immunization Documentation Form. (see page 10) Send your scanned and attached Immunization Documentation Form via email to [immunizations@oregonstate.edu](mailto:immunizations@oregonstate.edu) or fax to 541-737-9665, AT LEAST TWO WEEKS BEFORE YOUR TERM START DATE. Please bring a copy of these documents with you to Orientation.
- Make travel arrangements to arrive in Corvallis at least one day before the New International Student Orientation. Orientation is REQUIRED.
- Make an advance reservation with Hut Airport Shuttle if needed (see page 16)
- If you would like to live on campus, or if you fall under OSU's requirement to live on campus (see pg. 12), complete your housing application at [oregonstate.edu/uhsd/apply](http://oregonstate.edu/uhsd/apply). If you have any questions or concerns about living on campus, please contact the International Student Housing Coordinator at [housing@oregonstate.edu](mailto:housing@oregonstate.edu).
- Bring enough cash in US dollars to cover expenses for your first few days, \$200-\$300
- Bring a copy of ALL prescriptions for medicines, eyeglasses and contact lenses with you to the US, in English



## Checklist - Undergraduate/MBA Degree-seeking students only

- If you will be enrolling in an Undergraduate or MBA Degree program you must provide the following documentation to the Office of International Admissions before you will be able to register for classes. You may submit these documents before arrival via mail or you may present them during Orientation.
  - Official Documents\*: sealed official high school or university transcripts and final certificate/diploma/degree certificate. English translations must also be submitted as Official Documents.
  - Official TOEFL score submitted online via ETS directly to OSU (OSU College code 4586)
  - Official results from other accepted English language tests

- To submit by mail:

OSU Office of International Admissions  
1701 SW Western Blvd.  
Corvallis, OR. 97333 USA

\*We define Official Documents as official, original transcripts, including graduation certificate, which are certified or attested by the appropriate school official in a sealed envelope and issued directly by the institution attended and/or government educational body. In cases where only a single original document is issued, we will accept copies of the original that are certified or attested and sealed by the appropriate school official.

## Checklist - Undergraduate Degree-seeking Students Only

(Non-degree seeking students should refer to the enclosed letter)

- Pay the Advance Tuition Deposit (\$500) online
- Register for START (academic advising and registration program) (FALL ONLY)
  - If you are currently in the US or will be in the US during the summer, register online for a START session in June, July or August
  - If you are currently outside the US and will be entering the US for the first time on an F-1 visa, additional information will be sent to you regarding an online START session and registration
  - Transitionally-admitted exchange and graduate students do not need to register for START
- Request to have your official documents and test scores sent to the Office of International Admissions if still needed

## Checklist - Graduate (Degree-seeking)

- Check the Graduate School website for Graduate School Orientation information. Be sure to apply for Graduate Orientation and make travel plans to arrive in Corvallis on time for Graduate events.
- Check your Department's website for orientation information
- Request to have your official documents and test scores sent to the Graduate School if still needed



# Getting a Student Visa

## Get Your F-1 or J-1 Visa

You must have a valid passport in order to obtain a US visa. Your passport expiration date should be at least six months in the future at all times while you are living in the US.

Before visiting the US Consulate for your visa, please carefully read the instructions on the Certificate of Eligibility (I-20 for F-1s and DS-2019 for J-1s) issued to you for your studies at OSU. Students with an I-20 will apply for an F-1 student visa. Students with a DS-2019 will apply for a J-1 visa.

The US Government requires that international students pay a SEVIS I-901 fee based on the SEVIS ID number on your I-20 or DS-2019 when applying for an F-1 or J-1 visa. The fee must be paid prior to the visa interview at the US Consulate. This fee is in addition to the visa application fee.

For information about applying for an F-1 or J-1 visa, go to the website of your closest US Consulate or Embassy at [usembassy.gov](http://usembassy.gov). You can also visit the US Department of State's websites:

- For F-1 students, go to [travel.state.gov/visa/temp/types/types\\_1268.html](http://travel.state.gov/visa/temp/types/types_1268.html).
- For J-1 students, go to [j1.visa.state.gov](http://j1.visa.state.gov).

At the time of your visa interview, you will need to provide documents certifying the amounts and sources of financial support for your studies. Please keep your I-20 or DS-2019, SEVIS fee payment receipt and proof of financial support to present to a US immigration official at the Port of Entry.

## How to Pay the SEVIS I-901 Fee

Students transferring from another US institution, or dependents applying for an F-2 or J-2 visa do not usually need to pay the SEVIS I-901 fee. For more information, visit [ice.gov/sevis/i901/faq.htm](http://ice.gov/sevis/i901/faq.htm). To complete the process, you will need to be connected to a printer in order to print your fee payment receipt. You will also need the following information:

- Your SEVIS ID number: found above the bar code on the top right-hand side of your I-20 form (F-1) or DS-2019 (J-1)
- F-1 OSU School Code: P00214F00002000
- J-1 OSU Program Code: P-1-00480

## To pay the SEVIS I901 fee:

1. Go to the SEVIS I-901 fee website, [fmjfee.com/i901fee/](http://fmjfee.com/i901fee/) and complete the SEVIS Form I-901.
2. Pay the fee at least three business days before applying for your visa interview. You will need to pay with a credit/debit card.
3. PRINT YOUR PAYMENT RECEIPT. Your SEVIS I-901 fee receipt is required for your visa interview, so bring it with you to the embassy or consulate, as well as when you enter the US.

## Transfer Students

F-1 and J-1 visa holders coming to OSU from another US college, university or language school (other than INTO OSU) must complete an immigration transfer to OSU within the first two weeks of class. Failure to complete the SEVIS transfer process may result in a violation of your F-1 or J-1 status.

To initiate your SEVIS I-20 transfer, please refer to the "Transfer In" form enclosed with your admission packet. Please complete the first section and forward it to the international student advisor at your current or previous school. F-1 students must request the release no later than 60 days (30 days for J-1) following completion of your program of study or following the end of your authorization for Optional Practical Training (OPT) or Academic Training in the case of J-1.

If you plan to travel outside the US before beginning your first term at Oregon State, please indicate that you will need the OSU I-20 or DS-2019 for re-entry purposes. Important: Do not use your previous school's I-20 or DS-2019 for re-entry into the US.



# Getting a Student Visa continued

## INTO OSU students

If you previously enrolled in INTO OSU's Academic English or Pathways program, and now have gained admission to an OSU degree program, you must request a new OSU I-20 from ISAS that reflects your new OSU program of study and major to which you are admitted.

## Bringing Dependents

Your spouse or child(ren) may be able to accompany you on an F-2 dependent visa. F-2 visa holders are not allowed to work, pursue a degree program or pursue full-time English language study. For more information, visit [international.oregonstate.edu/isas](http://international.oregonstate.edu/isas).

## Visa Delays

If you are unable to obtain a visa before the start of the term for which you have been admitted, please contact OSU's Office of International Admissions at [intladmit@oregonstate.edu](mailto:intladmit@oregonstate.edu) or the Graduate School at [graduate.admissions@oregonstate.edu](mailto:graduate.admissions@oregonstate.edu) and request to defer your admission to a future term.

## Questions?

Please contact an OSU International Student Advisor at [ISAS.Advisor@oregonstate.edu](mailto:ISAS.Advisor@oregonstate.edu) or at +1-541-737-6310.



# Immunization Requirements

## Immunizations

The State of Oregon requires international students to provide proof of two (2) doses of measles, mumps, and rubella vaccine (MMR) (either combined in the MMR vaccine or given as individual doses) before students can register for classes. Students will attend a Student Health Check-in during Orientation. At that time, you can submit medical records, and/or receive an MMR vaccine if necessary, in order to be able to register on time.

We recommend students complete and submit the Immunization Documentation Form two weeks before their program start date in order to avoid possible delay in class registration and Late Fees. This form can be found on pages 10-11.

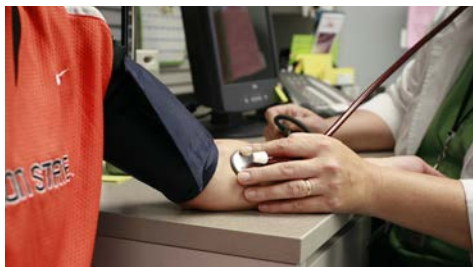
Your immunization records must show:

- Two doses of MMR given on or after your first birthday, and 28 days apart

-OR-

- One dose of MMR given at least 28 days before your course start date (you can receive the second dose after you have arrived)

If you need to receive MMR vaccines upon arrival, the cost of this is covered by the OSU International Student Health Plan, but may not be covered by other health insurance plans.



## Health Information Form

Students must also complete the International Student Health Information Form, available on the Patient Portal of the OSU Student Health Services (SHS) website.



For more information, please visit:

[studenthealth.oregonstate.edu/  
patient-portal](http://studenthealth.oregonstate.edu/patient-portal)

Please visit OSU's SHS website for more information, including translated information about OSU's Student Health Services (Japanese, Chinese, Korean, Arabic, Russian) or other health and medical questions.



For more information, please visit:

[studenthealth.oregonstate.edu/  
international-students](http://studenthealth.oregonstate.edu/international-students)

## Tuberculosis Screening

Students from countries identified as high risk for tuberculosis (TB) are required to complete a tuberculosis screening after arrival in the US. You will get more information about this process during Orientation. You do not need to submit any records in advance. If you are transferring from a US institution and have already completed a TB screening, you can have your records transferred to OSU.

If you need to receive the TB screening upon arrival, the cost of this is covered by the OSU International Student Health Plan, but may not be covered by other health insurance plans.

## Prescriptions

Bring a copy of ALL prescriptions for medicines, eyeglasses, and contact lenses with you to the US. The prescriptions should be written in English.



# Health Insurance

## Health Insurance

Oregon State University requires international students and their dependents (spouses and children) be covered by health insurance which meets the U.S. Government visa requirements, State of Oregon requirements, and Oregon State University requirements. In most cases, students need to enroll in either the OSU International Student Health Insurance Plan or the Graduate Assistant Employee Plan (available to graduate students who hold assistantships). Enrollment deadlines and details about both plans, including the estimated cost per term, are available on the OSU Student Health Services website at [studenthealth.oregonstate.edu/internationalplan](http://studenthealth.oregonstate.edu/internationalplan).

In rare instances, students can be waived of the OSU insurance requirement if they can show proof of equivalent or greater health insurance coverage from a private insurer. Travel insurance policies are NOT accepted for waiver. To see if your alternate insurance will be acceptable, please download and carefully review the "International Insurance Waiver Requirements" at [studenthealth.oregonstate.edu/internationalplan](http://studenthealth.oregonstate.edu/internationalplan). If you would like to apply for the waiver, you must provide a complete copy of your health insurance plan in **English with coverage amounts in US Dollars**.

## Travel Insurance

Travel insurance is recommended, but not required, for travel periods only. Travel insurance cannot be substituted for the OSU International Student Health Insurance.

If you have questions about health insurance, please contact the OSU Insurance Office at [OSUStudent.Insurance@oregonstate.edu](mailto:OSUStudent.Insurance@oregonstate.edu).

## Dependent Coverage

Health insurance coverage is required for dependent spouses and family members living with an international OSU student. The OSU international student health plan is available for dependents at an additional cost.

To enroll your family members for dependent coverage, please visit the Student Health Center after you have arrived to complete and submit enrollment forms **by the end of the 3rd week of the term**.

## Prescriptions

Bring a copy of **ALL prescriptions** for medicines, eyeglasses, and contact lenses with you to the US. The prescriptions should be written in **English**. For more information on Health Insurance, Immunization Requirements, translated information about OSU's Student Health Services, or other health and medical questions, please visit [studenthealth.oregonstate.edu/international-students](http://studenthealth.oregonstate.edu/international-students).

## Smoke-Free Campus

Oregon State University is a smoke-free campus. This means that you cannot smoke anywhere on campus. OSU Student Health Services will work with students who would like support in quitting smoking.

To learn more about OSU's Smoke-Free initiative, please visit [oregonstate.edu/smokefree](http://oregonstate.edu/smokefree). For information about OSU's free smoking cessation program, visit [studenthealth.oregonstate.edu/tobacco-cessation](http://studenthealth.oregonstate.edu/tobacco-cessation).

## Understand the US Healthcare System

[Internationalstudentinsurance.com](http://Internationalstudentinsurance.com) has a video that will help you better understand the US healthcare system.

Visit this link to watch the video: [internationalstudentinsurance.com/explained/us-healthcare-system-video.php](http://internationalstudentinsurance.com/explained/us-healthcare-system-video.php)



# Immunization Documentation Form

All international students are required to show proof of immunization against Measles, Mumps, and Rubella (MMR). Students cannot register for classes until they show proof of immunization or receive the vaccine on arrival. YOU MUST ATTACH PHOTOCOPIES OF YOUR IMMUNIZATION RECORDS, OR HAVE YOUR DOCTOR/CLINIC SIGN/STAMP THIS FORM. Complete and submit these forms via:

## Patient Portal

[studenthealth.oregonstate.edu/patient-portal](http://studenthealth.oregonstate.edu/patient-portal)

Email [immunizations@oregonstate.edu](mailto:immunizations@oregonstate.edu)

Fax +1-541-737-9665

## Mail

Immunization Coordinator

201 Plageman Building

Oregon State University

Corvallis, OR 97331 USA

Please be sure to use the date-formatting system MM DD YYYY. Two digits should be indicated for the month (MM) and day (DD). Four digits should be indicated for the year (YYYY).

**Example:** Dose 1     $\frac{07}{MM} / \frac{27}{DD} / \frac{1984}{YYYY}$

## Section 1: Proof of MMR

**Your name:** \_\_\_\_\_

**Student ID#:** \_\_\_\_\_

### Dates of vaccinations

MMR: (measles, mumps and rubella combined) 2 doses required

Dose 1     $\frac{\quad}{MM} / \frac{\quad}{DD} / \frac{\quad}{YYYY}$       Dose 2     $\frac{\quad}{MM} / \frac{\quad}{DD} / \frac{\quad}{YYYY}$

### Please select one of the following three options

1.  I have attached copies of my immunization records, with translation, reflecting the dates above.

**-OR-**

2.  My healthcare provider has signed below, authorizing the dates above.

-----      -----  
**Official health care provider signature or stamp**      **Date**

**-OR-**

3.  I have attached a copy of my titer results with translation.

Lab test results (titers) showing proof of immunity may be used instead of vaccinations.  
 COPIES OF LAB WORK MUST BE ATTACHED.

**OTHER IMMUNIZATION HISTORY:**

Accurate immunization history is vital for effective care and treatment.

Please provide as much immunization information as possible!

MM DD YYY is the proper format for indicated dates on this page.

Two digits should be indicated for the month (MM) and day (DD).

Four digits should be indicated for the year (YYYY).

Example: If your birthdate is July 5th, 1984:

Dose 1  $\frac{07}{MM} / \frac{05}{DD} / \frac{1984}{YYYY}$

Polio Date series completed (final dose given)  $\frac{\quad}{MM} / \frac{\quad}{DD} / \frac{\quad}{YYYY}$

Hepatitis A

Dose 1  $\frac{\quad}{MM} / \frac{\quad}{DD} / \frac{\quad}{YYYY}$

Dose 2  $\frac{\quad}{MM} / \frac{\quad}{DD} / \frac{\quad}{YYYY}$

Hepatitis B

Dose 1  $\frac{\quad}{MM} / \frac{\quad}{DD} / \frac{\quad}{YYYY}$

Dose 2  $\frac{\quad}{MM} / \frac{\quad}{DD} / \frac{\quad}{YYYY}$

Dose 3  $\frac{\quad}{MM} / \frac{\quad}{DD} / \frac{\quad}{YYYY}$

Twinrix (Hepatitis A and Hepatitis B combined)

Dose 1  $\frac{\quad}{MM} / \frac{\quad}{DD} / \frac{\quad}{YYYY}$

Dose 2  $\frac{\quad}{MM} / \frac{\quad}{DD} / \frac{\quad}{YYYY}$

Varicella (Chicken Pox)

Dose 1  $\frac{\quad}{MM} / \frac{\quad}{DD} / \frac{\quad}{YYYY}$

Dose 2  $\frac{\quad}{MM} / \frac{\quad}{DD} / \frac{\quad}{YYYY}$

OR date of disease  $\frac{\quad}{MM} / \frac{\quad}{DD} / \frac{\quad}{YYYY}$

Tetanus-Diphtheria (Td)

Date childhood series completed:  $\frac{\quad}{MM} / \frac{\quad}{DD} / \frac{\quad}{YYYY}$  most recent booster  $\frac{\quad}{MM} / \frac{\quad}{DD} / \frac{\quad}{YYYY}$

Tetanus Diphtheria Pertussis (Tdap)

Dose 1  $\frac{\quad}{MM} / \frac{\quad}{DD} / \frac{\quad}{YYYY}$

Meningococcal

Dose 1  $\frac{\quad}{MM} / \frac{\quad}{DD} / \frac{\quad}{YYYY}$

HPV

Dose 1  $\frac{\quad}{MM} / \frac{\quad}{DD} / \frac{\quad}{YYYY}$

Dose 2  $\frac{\quad}{MM} / \frac{\quad}{DD} / \frac{\quad}{YYYY}$

Dose 3  $\frac{\quad}{MM} / \frac{\quad}{DD} / \frac{\quad}{YYYY}$

Exemptions:

I was born before January 1, 1957 (automatic exemption from MMR requirement, though a completed health form is still required).

Medical or religious waiver requested: you must come to Student Health Services to sign a waiver with a SHS clinician in order to receive a waiver.

# Plan Your Housing

There are many housing options for students at Oregon State University. The university can help arrange on-campus housing for students in shared or private rooms. OSU also helps to place students with host families in the community. Some students choose to find their own housing off campus.

First-year students who enroll at OSU within one year of high school graduation, regardless of class standing, must live on campus for the full academic year (fall, winter and spring terms). First-year students do not have the option to live off campus until their second year at OSU.

## On-Campus Housing

Refer to [oregonstate.edu/uhds](http://oregonstate.edu/uhds) to gain valuable information regarding housing and dining options at Oregon State University.

Be sure to complete your online application as soon as possible at [oregonstate.edu/uhds/apply](http://oregonstate.edu/uhds/apply).

If requested, University Housing and Dining Services (UHDS) staff make an intentional effort to assign international students with an American roommate. After you apply and have selected your room, you should receive an email to your ONID account from UHDS with your hall and room assignment. You may also check your MyUHDS account to see your assignment information.

The date you are able to move into your residence hall will be sent to your ONID email account. The move-in date is one day before your orientation start date. If you arrive before your assigned move-in date, you will need to make temporary arrangements to stay in a hotel until you can move into the residence hall. In rare cases, early check-in to your room is available for an additional daily fee.

## Dining on Campus

When you reserve your accommodations, you will also select a meal plan. The cash value of your meal plan will be loaded onto your OSU ID card. You will then use your OSU ID card as a debit card to pay for meals. OSU has three main dining centers, as well as many convenience stores, coffee shops, and other cafes around campus. Remember to always bring your OSU ID card with you and use it to pay each time you dine. Additionally, residence halls have shared kitchens, which allow you to cook what you want - for yourself or with friends.

Please direct all questions about on-campus housing or dining to UHDS at +1-541-737-4771, [housing@oregonstate.edu](mailto:housing@oregonstate.edu) or [oregonstate.edu/uhds](http://oregonstate.edu/uhds).

## Residence Halls include

- Shared bedrooms and limited single bedrooms
- Shared bathroom and limited single bathrooms
- Free high-speed internet connection (Wi-Fi)
- Free cable television connection (in lounge area)
- Free on-site laundry facility
- Locations across OSU campus
- Resident Assistant (RA) and Resident Director (RD) network of 24-hour support staff
- Dining facilities with a variety of food options
- Service Centers to assist with mail and room keys



# Plan Your Housing **continued**

## OSU Homestay Program

UHDS also offers homestays for new international students, for one or more terms, with hosts in the community. Information about Homestay and the Homestay Application Form can be found at [oregonstate.edu/uahds/homestay](http://oregonstate.edu/uahds/homestay) or contact the OSU Homestay Program Coordinator at [homestay@oregonstate.edu](mailto:homestay@oregonstate.edu).

## Off-Campus Housing

If you want to rent an apartment or house, you should arrive one-to-two weeks before your program start date. Please plan ahead. Be careful about paying for housing before you see it. Here are some helpful resources for finding off-campus housing:

Corvallis newspaper  
[gazettetimes.com/ads/housing/rent/](http://gazettetimes.com/ads/housing/rent/)

The Daily Barometer's Corvallis Area Renter's Guide  
[www.dailybarometer.com/special/renters\\_guide](http://www.dailybarometer.com/special/renters_guide)

More housing information is available on the International Programs page of the OSU website at [oregonstate.edu/international/atosu/resources/housing](http://oregonstate.edu/international/atosu/resources/housing) and on the UHDS Off-campus Resource Page [oregonstate.edu/uahds/off-campus](http://oregonstate.edu/uahds/off-campus).

If you plan to live off campus, bring enough money to cover the cost of making all the necessary arrangements. This could include first and last months' rent, security deposit, utility deposits for gas, electric and telephone, and the first month's utility bills. These deposits and rent can cost anywhere from \$1,500 to \$2,000 or more that you will have to pay before you move in.

There may also be expenses for household items (furniture, kitchen appliances, etc.). In addition, you should budget for a hotel and other temporary housing for at least your first week in Corvallis. If you live too far from campus to walk, it's free to ride the city bus!

## Short-term Housing

If you will need a temporary place to stay once you arrive in Corvallis, it is best to make reservations for short term housing before you arrive. Your options include:

**Three-day homestay:** If you are interested in staying with a Corvallis family for your first three nights, complete a homestay application and submit it to Crossroads International at [crossroads.homestay@gmail.com](mailto:crossroads.homestay@gmail.com). Applications and deadlines can be found online at [oregonstate.edu/international/crossroads/programs](http://oregonstate.edu/international/crossroads/programs). Fall term applications are usually due Aug. 1, but check the website for details.

Corvallis has several hotels within 8 kilometers (5 miles) of the OSU campus. You can contact the hotel by phone or on the internet and make a reservation using a credit card. When you make a reservation, ask about possible weekly discounts and tell them you are an OSU student. Many hotels require you to be at least 18 years old to rent a room.

Hilton Garden Inn (closest to OSU) 2500 SW Western Blvd. Tel: 541-752-5000 <a href="http://hiltongardeninn1.hilton.com">hiltongardeninn1.hilton.com</a>	Super 8 407 NW 2nd Street Tel: 541-758-8088 <a href="http://super8.com">super8.com</a>
Towne House (close to OSU) 350 Sw 4th St. Tel: 541-753-4496 <a href="http://townehouse.mfbiz.com">townehouse.mfbiz.com</a>	Holiday Inn Express 781 NE 2nd Street Tel: 541-752-0800 <a href="http://hiexpress.com">hiexpress.com</a>

Additional short-term housing options include:  
Corvallis iHouse [corvallisihouse.com](http://corvallisihouse.com)  
The GEM [gem.cnhw.org](http://gem.cnhw.org)

For a full list of hotels in the area visit:  
[visitcorvallis.com](http://visitcorvallis.com)



# What to Pack

## Weather

Summer and fall in Oregon are generally sunny and warm. It can get hot during the day (24-32C) but cools down in the evening (10-15C). Winter and spring bring lots of rain, and occasionally snow. Temperatures range between 10C and -1C. It is very important to have a good raincoat and an umbrella. You can purchase these items after you arrive.

## Dress

Most students at Oregon State University dress very casually. There is no official dress code.

## Food

There are opportunities to cook for friends in the residence halls and for special events on campus. Many spices and food items from other countries can be found in Corvallis, but be sure to bring recipes and specialized cooking tools with you.

## Cultural Items

There are many wonderful opportunities for international students to share their culture on campus during festivals and special events such as fashion shows, international dinners, cultural exhibits, and talent shows. Please consider bringing your national dress, or other clothes associated with a hobby or sport you enjoy in your home country. (For example: martial arts attire, costume for national dances, soccer uniform or other sports team uniform, clothing worn for formal or religious ceremonies, etc.) You may also wish to bring items of cultural interest, such as photos, books, souvenirs, recorded music, and musical instruments.

## Transferring Money

Some countries have strict rules about transferring money to the United States. Be sure that you have made the necessary arrangements with your government and familiarized yourself with your bank's procedures for transferring funds. It is a good idea to transfer enough money to cover expenses for one term in addition to the cost of tuition. You should have access to at least \$1,000 or more.

## What to bring with you in your carry on/ hand luggage

- Your Pre-departure Guide!
- Valid passport and visa
- I-20 or DS-2019 form
- SEVIS I-901 Fee payment receipt
- All papers from the Admissions Office
- Evidence of funding for your tuition fees and living costs, including sponsor letter if appropriate
- Enough money for the first few weeks
- Health forms and immunization documentation
- Any insurance documents
- Any valuable items
- A copy of all prescriptions for medicines, eyeglasses, and contact lenses, written in English

Do not bring the following items in your hand luggage:

Any sharp objects, such as scissors or a penknife, or liquids or gels.





# Arriving in the US

## Let Us Know You're Coming

Please confirm your intent to attend OSU by completing the acceptance form that will be sent to you once an admission decision has been made.

**When booking your flights please remember you should arrive in Corvallis at least one day before the start date printed on your I-20.**

## Entering the US

As an F-1 or J-1 student, you are allowed to enter the US no earlier than 30 days before the program start date listed on item #5 of your I-20 or box #3 on your DS-2019. **Be sure to have the following documents with you on the plane and ready to present at the US Port of Entry:**

- Original I-20 or DS-2019
- Valid passport
- F-1 or J-1 visa
- DS-2019
- SEVIS I-901 Fee payment receipt
- Documentation of finances for your first year of studies

For more information about preparing to enter the US, visit [studyinthestates.dhs.gov/students/arriving](http://studyinthestates.dhs.gov/students/arriving).

## Questions?

Please contact an OSU International Student Advisor at [ISAS.Advisor@oregonstate.edu](mailto:ISAS.Advisor@oregonstate.edu) or at +1-541-737-6310.

## Customs & Immigration

### Form I-94

Most students who arrive in the United States will receive an I-94 stamp that indicates legal entry into the country. An online printable record will be available following your entrance into the country. In rare cases, you may receive a paper Form I-94 that an immigration official will staple into your passport. **DO NOT LOSE THIS FORM.** We will make copies of the Form I-94 and/or passport stamps at the Immigration Document Check-in during orientation.

### US Customs Declaration Form

You will receive the US Customs Declaration Form (below) to complete during your flight. You must complete this form and present it to the immigration official when you enter the US. The immigration official will stamp it and return it to you. You will then present it to the customs official at a separate checkpoint, so **DO NOT LOSE THIS FORM.** If you are traveling with dependents, you will need to complete only one of these forms.

**U.S. Customs and Border Protection**

**Customs Declaration**

19 CFR 122.27, 148.12, 148.13, 148.17, 148.111, 148.6, 31 CFR 5316 FORM APPROVED OMB NO. 1651-0039

Each arriving traveler or responsible family member must provide the following information (only ONE written declaration per family is required):

1. Family Name
  - First (Given)
  - Middle
2. Birth date Day  Month  Year
3. Number of Family members traveling with you
4. (a) U.S. Street Address (hotel name/destination)
- (b) City
- (c) State
5. Passport issued by (country)

# Arriving in Oregon

## Arriving in Oregon

The Portland International Airport (PDX) in Portland, Oregon, is the nearest international port of entry to Oregon State University. Information about PDX, including maps, can be found online at [flypdx.com](http://flypdx.com).

## Airport Transportation

Portland International Airport (PDX) is located about 145 km from Corvallis. HUT Airport Shuttle makes daily trips from Portland to Corvallis, with drop-offs at the OSU Memorial Union and Hilton Garden Inn hotel near campus. The one-way student fare is \$48 (fees may change). Advance reservations are required. Contact HUT Airport Shuttle by phone at 541-926-2525 or make a reservation online at [hutshuttle.com](http://hutshuttle.com).

Try to challenge yourself and try to do new things, even if it looks hard or even if you are nervous.

**Jong-Min Kim, South Korea**



# Orientation

## Orientation

It is helpful for our planning purposes if you let us know of your intent to attend Oregon State University. Please complete the short survey found at [infosu.oregonstate.edu/login](https://infosu.oregonstate.edu/login) (requires your OSU ID and date of birth indicated as MMDDYY or your ONID username and password).

**ALL INTERNATIONAL STUDENTS ARE REQUIRED TO ATTEND THE INTERNATIONAL STUDENT ORIENTATION** before the OSU term begins. This includes students transferring to OSU from other schools in the US as well as students changing from INTO OSU to OSU.

All new students should plan to arrive in Corvallis the week before the start of classes in order to participate in the mandatory International Student Orientation.

The International Student Orientation provides specific information about F-1 or J-1 immigration regulations, including registration requirements, travel, employment, health insurance requirements, cultural adjustment, and public safety. Refer to the Web site at [oregonstate.edu/international/atosu](https://oregonstate.edu/international/atosu) for detailed information regarding orientation. To cover the cost of the International Student Orientation, an orientation fee is automatically charged to your OSU student account during your first term at OSU.

As part of the International Student Orientation, you are required to attend the Immigration Document Check-In. Please bring photocopies of the documents listed below for yourself and your dependents:

- I-20 or DS-2019 form showing the port of entry stamp
- ID page in your passport showing name and current expiration date
- Your US visa stamp
- Your I-94 arrival stamp or I-94 card stapled into your passport.
- Any previous I-20 or DS-2019 (if you are transferring from another US school)

If you do not attend the International Student Orientation AND the Immigration Document Check-In, a hold will be placed on your student record that prevents you from registering for classes in the future until you meet this requirement.

To help you prepare for moving to the United States, we have developed an online orientation for international students coming to Oregon State University. The orientation includes modules on culture in the United States, academic expectations, health and well-being, and student engagement (trips, activities, clubs and societies). Please note that you are required to attend orientation in person even if you have completed the online modules.

Follow this link to complete the online orientation: [atschoolorientation.net/oregonstate/preorientation](https://atschoolorientation.net/oregonstate/preorientation)

# Registration

## Registration

Most international students will be able to complete some steps to prepare to study at OSU while you are still in your home country. In some cases you will be able to register for your OSU classes before you arrive in Corvallis. Please find your student type below for more information about registering for classes at OSU.

## Undergraduate Students

There are four steps that fully-admitted undergraduate international students must complete in order to register for OSU classes. These are the steps that comprise the START program.

1. Academic Welcome
2. Academic Orientation by college/major
3. Advising session with Academic Advisor
4. Registration

If you are outside the US, you will receive instructions by email as to how you can participate in an online START session remotely. If you are currently in the US, we encourage you to register for one of the START sessions that will take place on campus during the summer.

## Undergraduate Academic Transfers

If you have studied previously at a college or university, be sure to submit your official transcripts. Upon receipt of your transcripts, OSU's Office of International Admissions will begin the review of your transcripts for credit transfer. Students are generally notified of their advance standing via e-mail within four to eight weeks. For more information about the transfer credit process, go to [oregonstate.edu/admissions/transfer/advstanding.html](http://oregonstate.edu/admissions/transfer/advstanding.html).

Sometimes, you have to make fun a priority. If you see everything as homework, it doesn't work. So, find a balance between work and fun. Or, make your work fun!

**Oguz Serif Urhan, Turkey**

## Undergraduate Registration Requirements

Undergraduate students (bachelor's, post-baccalaureate and non-degree undergraduates) must be enrolled for and complete a minimum of 12 credits each term.

## Graduate Students

Graduate students are not required to sign up for a START session. New graduate students must report to their Graduate Department and meet with their Graduate Advisor before registering for their first term.

## Graduate Registration Requirements

Graduate students (master's, doctorate and non-degree graduates) must register for and complete a minimum of 9 credits each term. Graduate students who have a graduate assistantship must register for 12 credits during the academic year (some departments require more).

## Transitional Admission Program (TAP) Students Graduate only

The Transitional Admission Program (TAP) allows a limited number of graduate students to enroll in English language classes while pursuing their academic studies. Graduate students who are not specifically selected by their academic department for the TAP program can enter OSU either through direct admission or through one of the many intensive English or academic preparation programs at INTO OSU.

## Exchange Students

Exchange students are not required to sign up for a START session. New Exchange students should contact the academic advisor(s) in your department(s) of interest for advising and registration. Visit [catalog.oregonstate.edu/ChapterDetail.aspx?key=369](http://catalog.oregonstate.edu/ChapterDetail.aspx?key=369).



# Registration continued

## Registration Information

[oregonstate.edu/registrar/getting-started](http://oregonstate.edu/registrar/getting-started)

## OSU Course Catalog

[catalog.oregonstate.edu](http://catalog.oregonstate.edu)

## Schedule of Classes Searcher

[catalog.oregonstate.edu/SOCSearcher.aspx](http://catalog.oregonstate.edu/SOCSearcher.aspx)

## Tuition, Fees and Payment Information

Within 1-2 days after you successfully register for your first term at Oregon State, you will receive an electronic statement showing the cost of tuition and fees for your first term, including the cost of health insurance. Payment of tuition and fees can be made by credit card, bank draft, traveler's checks or bank wire to OSU's Business Affairs Office and should be paid within 30 days of the beginning of classes. Please note there is a \$35 fee for using your credit card. Any unpaid balance remaining after the first of each month is subject to an interest charge of one percent per month. For detailed tuition and fees, visit

[fa.oregonstate.edu/business-affairs/tuition-and-fee-information](http://fa.oregonstate.edu/business-affairs/tuition-and-fee-information).



# Getting Settled in Corvallis

## University Plaza Suite 130 & Welcome Desk at the International Living-Learning Center

Once you reach the OSU campus, be sure to drop by University Plaza Suite 130 or the Welcome Desk in the International Living-Learning Center to learn more about the many services and opportunities available to you at Oregon State! In addition to meeting other new international students, you can learn about local transportation, entertainment, roommates, banking, clubs and organizations, housing, phone services, groceries, weekend activities, places of worship, restaurants, etc.

## Bank Accounts

When you arrive in Corvallis, you will need to open a checking and/or savings account(s) with a bank. You will receive information about local banks during Orientation. You usually need two pieces of picture ID (passport and student ID card), your local mailing address, and money to open an account. More information is available on the International Programs page of the OSU website at [oregonstate.edu/international/atosu/resources/banking](http://oregonstate.edu/international/atosu/resources/banking).

## Cash and Credit/Debit Cards

The currency in the United States is the US Dollar (US \$). It is divided into one hundred cents (100 cents). Bills are issued in \$100, \$50, \$20, \$10, \$5, and \$1. Coins are called a quarter (25 cents), a dime (10 cents), a nickel (5 cents), and a penny (1 cent). You should not carry large amounts of cash with you. However, plan to carry some smaller bills and change with you when you first arrive in the US for food,

phone calls, and other inexpensive purchases.

In the US, the most widely accepted credit cards are Visa and MasterCard. It is not easy for international students to obtain credit cards in the US. It is best to apply for a credit card in your home country. If you would like to take cash from your credit or debit account, you can use a Plus, Cirrus, Interlink, or Star Network bank card to make a cash withdrawal. ATMs are located in the airport, on the OSU campus, and around Corvallis.

## Cell Phones

If you would like to have a cell phone while living in the US, Corvallis hosts all four major providers (AT&T, Verizon, T-Mobile, and Sprint). There are two major options in the US cell phone industry: long-term contract and pre-paid, or pay-as-you-go, phones. For a monthly service plan, cell phone companies require a new customer to sign a 2-year service agreement. Penalty charges apply if you cancel your contract before the 2-year period has expired. Expensive deposits are often required of international students, but this money will be refunded. You can choose from a wide variety of calling plans, costing from around \$30-\$100 per month. If you do not want to sign a 2-year contract, you have a choice of pre-paid or pay-as-you-go plans. You will receive a handout with more information about buying a cell phone and all the cell phone stores in Corvallis after you arrive.

I think students should connect with their Student Association when they arrive. When I came here, I bought a lot of new things and spent a lot of money [on household items]. It was expensive. The Student Associations can help. They have things you can buy for a lower price, especially if you are staying here short term. They can also help you find an apartment if you want to live off campus.

**Debra Ya-Chieh Tseng, Taiwan**





# Getting Settled in Corvallis continued

## Driving

To drive a car in the US, you will need to get a US Driver's License. You must pass a written knowledge test of US driving laws in English, and a driving test. You will also have to wait until after you are enrolled in your classes and can provide proof of enrollment to the US government before you will be able to get a driver's license. More information about how to obtain a license will be provided after you arrive and is available at [international.oregonstate.edu/isfs/arriving-and-settling/transportation/buying-and-owning-car](http://international.oregonstate.edu/isfs/arriving-and-settling/transportation/buying-and-owning-car).

## Computers and Internet Access

Wireless internet is available in all residence halls and many other locations on campus, including the Memorial Union. There are also numerous computer labs available for students to use, including a 24-hour lab. All internet access on campus is free.

## Keeping in contact with home

When you arrive in the US you will have traveled a long way from home and although this will be an exciting time, please do remember that your family and friends may worry about you. Remember to contact them and let them know that you are safe!

## Appliances

For appliances, phones, and other electrical items like computers or laptops, please be advised that electrical outlets in the US are 110-volts AC, which may be different from your home country. You can purchase a plug adapter which will allow you to plug in your electronics from home. Items like laptop computers and digital camera chargers often have a built-in voltage adapter and will only need a plug adapter to work properly abroad. We recommend purchasing all other necessary appliances and electronics after you arrive. Most appliances (like rice cookers or electric teapots) are not allowed in residence hall bedrooms and are provided for free in the residence hall kitchens.



# Bringing your family to Corvallis

## Childcare and Family Resources

The Office of Childcare and Family Resources (CFR) is your first stop for information about OSU and Corvallis resources for children. CFR is student fee funded and provides services to students with families. They host campus-wide events for student parents throughout the year, offer 16 lactation rooms and two free drop-off child care sites on campus, and much more. Be sure to email or stop by their office when you arrive. Their website provides most of the information you will need to answer your questions.

Childcare & Family Resources:

151 Snell Hall  
541-737-4906

[oregonstate.edu/childcare](http://oregonstate.edu/childcare)

[familyresources@oregonstate.edu](mailto:familyresources@oregonstate.edu)

## Education

### Children aged 5+

Children 5 years old or older as of September 1st should be enrolled in a public or private school system.

- Corvallis Public Schools:

[csd509j.net/en-us/parents/enrollmentinformation.aspx](http://csd509j.net/en-us/parents/enrollmentinformation.aspx)

### Children aged 0-5

If your child is not yet school age, you can sign them up for early education programs to prepare them for school.

- OSU's Child Development Lab:

[childcare.oregonstate.edu/osus-child-care-centers#osu-child-dev-lab](http://childcare.oregonstate.edu/osus-child-care-centers#osu-child-dev-lab)

- Beaver Beginnings:

[cclc.com/our-centers/corvallis/or/301417/](http://cclc.com/our-centers/corvallis/or/301417/)

- Parent/Child Classes:

[linnbenton.edu/kids-and-families](http://linnbenton.edu/kids-and-families)

## Childcare

Child care in Corvallis for children aged 0-5 is very limited and expensive. If you want to enroll your child in a child care center in Corvallis, it is important to get on the waiting lists for those centers as soon as possible (even before you arrive in the US).

For a list of child care centers in Corvallis, please see the Childcare & Family Resources website: [childcare.oregonstate.edu/local-child-care-childrens-programs](http://childcare.oregonstate.edu/local-child-care-childrens-programs)

It is also important to bring enough money to pay for the cost of childcare. The chart below estimates the cost of full-time child care.

AGE GROUP	AVERAGE COST FOR CHILD CARE CENTER	AVERAGE COST FAMILY CHILD CARE/ IN-HOME DAYCARE
Infant & Toddler Care Age 0-3	\$806 a month per child	\$518 a month
Preschool Age 3-5	\$662 a month per child	\$494 a month
School Age Age 5+	\$589 a month per child	\$483 a month

The cost for one child, age 0-2, in full-time child care for 1 year can be \$9,500-\$13,200. A child aged 3-4, in full-time child care for 1 year can be \$8,000-\$10,500. Please plan your finances accordingly.



# Bringing your family to Corvallis

## Laws

There are many important laws that parents in the US must know and follow, even if they differ from laws in your home country. Here are a few of the most important.

**Car Seat Law:** All children under 8 years old must ride in a car seat AT ALL TIMES. You cannot drive even short distances without your child buckled into their car seat.

**Home Alone Law:** You cannot leave your child alone until they reach 10 years of age.

**Babysitting:** It is highly recommended that your child be 12 years old or older before they are allowed to care for other children.

**Bike Helmet Law:** Children under the age of 16 must wear a helmet while riding a bike.

Please note that some of these are federal laws and if parents are caught breaking these laws they can face legal or immigration consequences.

## Healthcare

All dependents are required to have health insurance. OSU's Student Health Services can provide health insurance coverage for your family members living with you in the US, at an additional cost. You must apply for coverage for family members after you arrive. OSU International Student Health Insurance: [studenthealth.oregonstate.edu/internationalplan](http://studenthealth.oregonstate.edu/internationalplan)

Children and dependents cannot receive medical care on campus. After arriving, you should find a local doctor for your children.



# Employment

## Employment

Degree-seeking students on an F-1 visa are eligible to work on campus up to 20 hours per week while the term is in session, and up to 40 hours per week between terms and during summer breaks. Students on a J-1 visa may also work on campus once they receive an authorization letter from ISAS. Off-campus employment requires authorization and is approved only under specific conditions. Always consult an International Student Advisor before accepting any off-campus employment. Dependents on an F-2 visa and transitional admission (TAP) students are not eligible for employment.

## On-Campus Jobs

Beaver Careers is an online list of job openings on campus as well as off campus. This site requires your ONID username and password. Examples of on-campus jobs include working in a computer lab, for University Housing and Dining Services or at OSU's Dixon Recreation Center.

Note: International students are ineligible for positions listed as "work study."

## Social Security Number

Students who receive an offer for on-campus employment will need to apply for a social security number at the local Social Security Administration office in Albany, Oregon (about 18 km from Corvallis). Your hiring manager and International Student Advisor will sign a Social Security Verification Letter once you have received an official job offer and start date. Before requesting this letter, be sure to register full-time for your first term at OSU. Additional information about applying for a Social Security number is provided during the International Student Orientation and is available in the ISAS office or at [oregonstate.edu/international/atosu](http://oregonstate.edu/international/atosu).

Please note that you may only be issued a Social Security Number if you have an on-campus employment offer. Students without an employment offer are ineligible to receive a Social Security Number.



# Safety & Medical Services

## Corvallis Safety Information

Corvallis and Oregon State University are very safe and welcoming places. However, it is important to be aware of your surroundings and take steps to help ensure the safety of your property and yourself. By far the most common crime in Corvallis is theft. Follow these steps to prevent thieves from taking advantage of your unprotected property:

- Lock up your bicycle whenever you leave it unattended.
- Do not leave items unattended in the library. Even textbooks may be stolen, as thieves hope to sell the books for cash.
- Always keep your OSU ID card on you and safe.
- Always lock the door and windows of your house, apartment, or dorm room when you leave.
- Always lock your car when you are not using it. Don't leave valuable items in your car.
- Don't keep a lot of cash on you or in your apartment or dorm room. Keep it in the bank until you need it.
- At night, use well-lit and well-traveled routes. Travel with a friend or in a group.
- SafeRide is a free service for all OSU students that provides transportation to, from, or around campus. Call 541-737-5000 to schedule a ride.
- Blue Light Emergency Phones are placed around campus for quick communication with the Department of Public Safety.
- The Department of Public Safety can provide additional services such as personal escorts, vehicle jump-starts, and building access assistance.
- Report any suspicious activity to The Department of Public Safety immediately.

## Medical Services in Corvallis

OSU students should use the Health Center on campus for most of their medical needs. There are two locations, offering appointments with doctors, nurses, and other specialists, as well as a drop-in clinic, pharmacy, and insurance office. The campus health centers are for OSU

students only. Dependents must seek medical treatment off campus.

### OSU Plageman Student Health Center (PSHC)

**Phone:** 541-737-9355

**Hours:** Monday – Friday 9:00 am - 6:00 pm

Saturday 10:00 am - 3:00 pm, Sunday CLOSED

**After-hours Urgent Medical Hotline:** 1-800-607-5501

### Tebau Hall Same-Day Clinic

**Phone:** 541-737-4771

**Hours:** Monday - Friday 9:00 am - 4:30 pm

**For urgent medical needs outside of business hours, see details below:**

### Corvallis Clinic - Care Now Oregon

2001 NW Monroe, Ste. 104

Corvallis, OR 97330

**Phone:** 541-754-1369

**Hours:** Saturday to Sunday 7:00 am - 7:00 pm

### Samaritan Urgent Care Center

**Location:** 5234 SW Philomath Blvd.

**Phone:** 541-768-4970

**Hours:** Monday–Friday 8:00 am - 9:00 pm

Saturday 9:00 am - 6:00 pm/Sunday 10:00 am - 6:00 pm

If the Urgent Care centers are closed, or it is an emergency, call 9-1-1 or visit the Emergency Room at Good Samaritan Regional Medical Center (hospital). The cost to students for using these services will be much higher than medical care on campus.

### Good Samaritan Hospital- Emergency Room

**Location:** 3600 NW Samaritan Drive

**Phone (Information):** 541-757-5111

**Phone (Emergency):** 541-757-5021

**Hours:** Emergency services available 24 hours a day, seven days a week

If you call 9-1-1, an ambulance will come to your location to help you or take you to the hospital.

# Open your OSU Email Account

All students will receive a free, university-hosted account, called ONID. "ONID" means OSU Network Identification. You can activate this account before you arrive using your OSU ID number, your birthdate and your full name. You will use your ONID login information (username and password) to access your OSU accounts, your housing reservation if you are living on campus, use Wi-Fi on campus from your laptop or other devices, check your ONID email account and more.

Your username is given to you by the university, but your password is a unique code that you create. Do not forget it! There is a place to write your password below. Bring your Pre-Departure Guide with you to Orientation so you can remember your password.

Follow the steps below carefully to set up your OSU ONID account:

1. Go to [onid.oregonstate.edu](http://onid.oregonstate.edu), then click "Sign Up For ONID".
2. Enter your OSU ID Number, birth date, first name and last name, then click "Submit".
3. Read OSU's Acceptable Use of Computing Resources Policy, then click "I Agree".
4. Read the instructions on setting your password. Enter your password in both New Password boxes, then click "Set Password". Choose a password that will be easy for you to remember. Write your password to the right.
5. Set your personal contact email address. This email is used in case you forget your password. This email address should be

yours, not your parent's or education counselor's. You must be able to access it while you're studying in the US. Enter an email address (required) and a phone number (optional), then click "Submit".

Write your personal email address below.

6. Set your spam blocking preferences, then click "Set Spam Blocking Options".

Your account is now created.



## IMPORTANT

Write down your ONID password and personal email address below. You will need your ONID password at Orientation and you will use it everyday!

ONID Password:

---

Personal Email Address:

---

More detailed instructions, including a video and image walkthrough, can be found at: [oregonstate.edu/helpdocs/accounts/onid-osu-network-id/getting-started-onid/onid-sign-instructions#setup](http://oregonstate.edu/helpdocs/accounts/onid-osu-network-id/getting-started-onid/onid-sign-instructions#setup)





# Useful Numbers & Resources

## Oregon State University

OSU Information  
541-737-1000  
[oregonstate.edu](http://oregonstate.edu)

International Student Advising and Services  
541-737-6310  
[isas.advisor@oregonstate.edu](mailto:isas.advisor@oregonstate.edu)  
Monday-Friday, 8:00am-5:00pm  
[international.oregonstate.edu/isas](http://international.oregonstate.edu/isas)

OSU Student Health Center  
541-737-2721  
Monday-Friday, 9:00am-5:00pm

## Emergencies

Oregon State University Campus Police  
Non-emergency: 541-737-3010  
Emergency: 541-737-7000

Emergency Police, Fire and Ambulance  
Services (anywhere in the US)  
911

## Social Media



For new international students  
Search "New2OSU-International"  
OSU  
[facebook.com/osubeavers](https://facebook.com/osubeavers)  
ISOSU  
Search "ISOSU At Oregon State"  
INTO OSU  
Search "INTO Oregon State  
University"

## Useful Resources

[studenthealth.oregonstate.edu/  
international-students](http://studenthealth.oregonstate.edu/international-students)

Find information here about required immunizations, health insurance, getting medical treatment on campus, and an overview of Student Health Services at OSU.

[oregonstate.edu/international/atosu/resources](http://oregonstate.edu/international/atosu/resources)

This website provides helpful information about OSU and Corvallis, adjusting to life in the US, cultural organizations at OSU and more.

[oregonstate.edu/sli/isosu](http://oregonstate.edu/sli/isosu)

International Students of Oregon State University (ISOSU) is a student-run group dedicated to creating a community that enhances and influences the international student experience.

[visitcorvallis.com](http://visitcorvallis.com)

This is Corvallis' tourism website. You can learn a lot about our town, things to do, places to eat and local events here.



OSU  
[@oregonstateuniv](https://twitter.com/oregonstateuniv)  
INTO OSU  
[@INTO\\_OSU](https://twitter.com/INTO_OSU)



OSU  
[youtube.com/user/oregonstateuniv](https://youtube.com/user/oregonstateuniv)  
INTO OSU  
[youtube.com/user/intotv](https://youtube.com/user/intotv)



Download "ISAS Guidbook" to learn more about International Student Advising and Services, Scholarships, Campus Resources, and Student Clubs and Activities information!

# Campus Map & Key Locations




# Staff Directory



**Rachael Weber**  
Interim Director



**Marigold Holmes**  
Sponsored Student Program  
Manager



**Cynthia Cox**  
International Student  
Advisor



**Ismail Warsame**  
International Student  
Advisor



**Sarah Reed**  
SEVIS Coordinator



**Nan Xie**  
International Student  
Advisor



**Emiko Christopherson**  
International Student  
Advisor



**Amarah Khan**  
International Student  
Advisor



**Valentina Fearnside**  
Exchange Student Coordinator  
and ISAS Administrative  
Program Assistant



**Caroline Emery**  
Sponsored Student Program  
and Scholarships Assistant



**May Fanning**  
International Programs  
Front Desk Manager  
University Plaza



**Bouquet Harger**  
Student Services  
Administrative Coordinator  
ILLC Welcome Desk

.....

.....

.....

.....

.....


## MORE RESOURCES

# Notes

A large rectangular area with a thin orange border, containing 25 horizontal dotted lines for writing notes.

## MORE RESOURCES

# Notes





For new international students

Search "New2OSU-International"

OSU

facebook.com/osubeavers

ISOSU

Search "ISOSU At Oregon State"



OSU

twitter.com/oregonstateuniv

Powered By Orange

twitter.com/poweredorange



OSU

youtube.com/user/oregonstateuniv

INTO OSU

youtube.com/user/intotv



Download "ISAS Guidbook" to learn more about International Student Advising and Services, Scholarships, Campus Resources, and Student Clubs and Activities information!

## **International Programs** International Student Advising and Services

Oregon State University  
University Plaza - Suite 130  
1600 SW Western Blvd.  
Corvallis, OR 97331  
USA

**T:** +1 541 737 6310

**F:** +1 541 737 6226

**oregonstate.edu/international/atosu**

