

---

*Panopto Guide on how to move a video from your “My Folder” to your Brightspace module*

---

## Overview

This video will demonstrate how to move your Panopto recordings from your personal “My Folder” folder to you Brightspace module making it available to your students on that site.

*For the purpose of this demonstration two recordings have been created and stored in “My Folder” on a sandbox site.*

## How do I move my recording from My Folder to my module?

1. Go to your Sandbox site (or module site)
2. Select **Course Tools > Panopto**
3. Select **My Folder** from the drop down

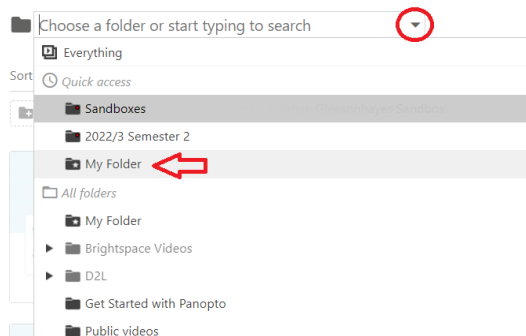


Figure 1 Select My Folder from dropdown

4. Two recordings called *Lecture 1* and *Lecture 2* are stored in “My Folder”

Note: These recordings are only accessible to the Sandbox owner

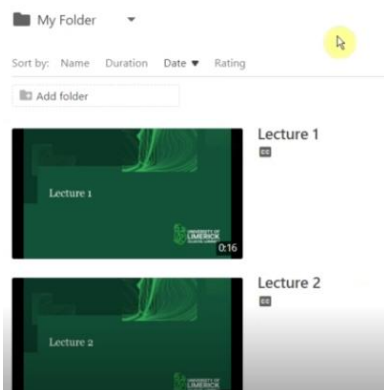


Figure 2 Recordings available in My Folder

5. To make the recordings available to the students, select **Settings**

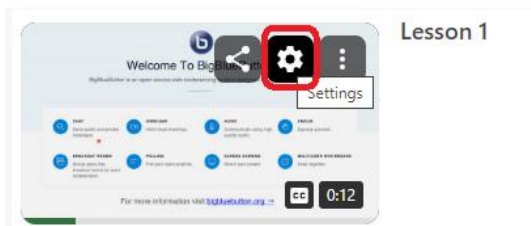


Figure 3 Settings button

6. A new dialog box opens - click **Overview** where you will see that Lecture 1 is stored in the **My Folder** folder

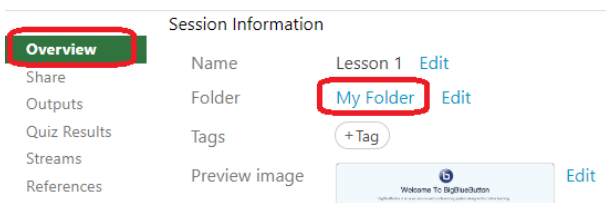


Figure 4 Overview dialog box

7. To move the recording to the module making it available to the students, select the **Edit** button and start typing the name of the module into the search bar



Figure 5 Edit text box screen

8. When the module appears, click **Save**

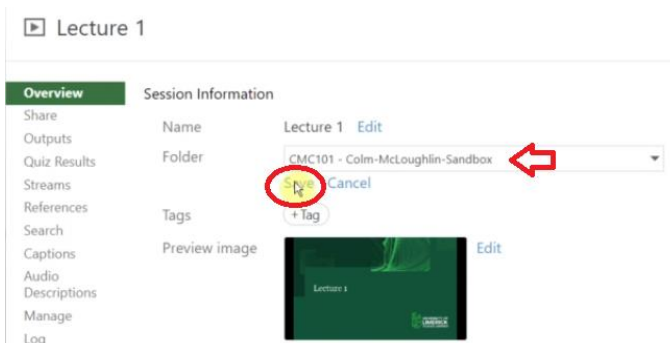


Figure 6 Save button

9. Repeat this process for Lecture 2.

Note: Both recordings are now located in the desired module.

10. When completed - To check the module site start typing the name of the module into the text box –

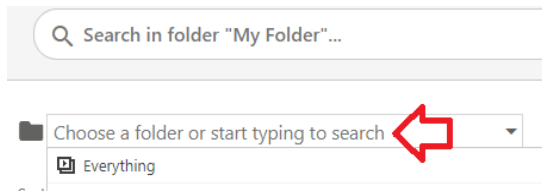


Figure 7 Folder search box

11. You will see that both recordings are now located in the desired module –

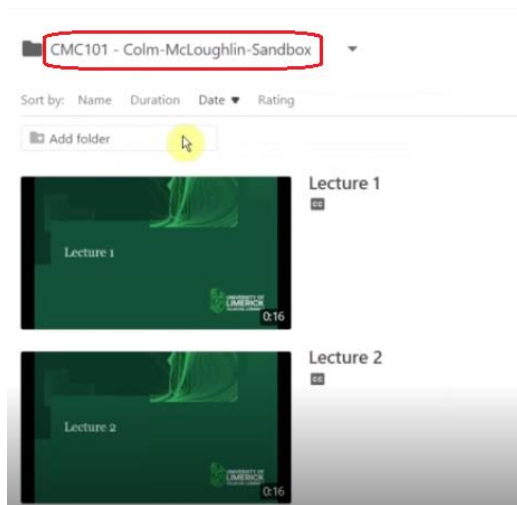


Figure 8 New location for recordings

12. To check the **permissions** ensuring that the recordings will be available to the students – select **Settings** and the **Share** tab

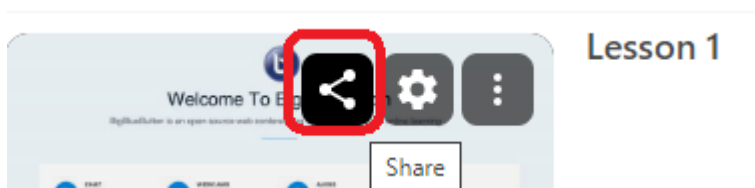


Figure 9 Share option

13. The recordings are available to the **Creator** who is the instructor on the site and the **Viewer** who are the students on the site.

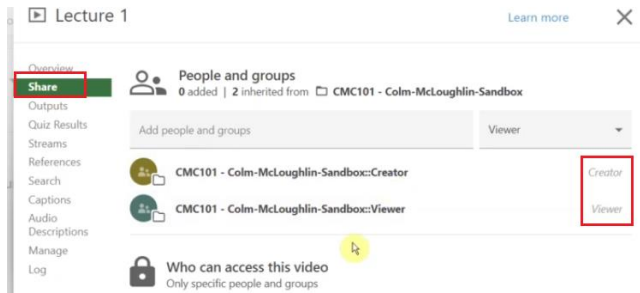


Figure 10 Share dialog box